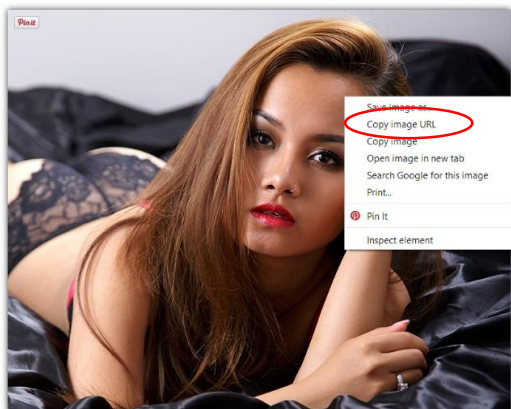


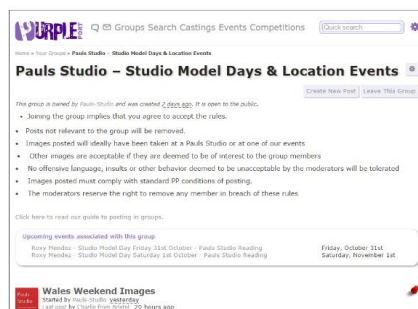
## How to post an image to Paul's Studio Group

First locate the image you wish to post. This can be on your Purpleport portfolio or any other web location. Note it cannot be posted directly from your computer or Dropbox etc.

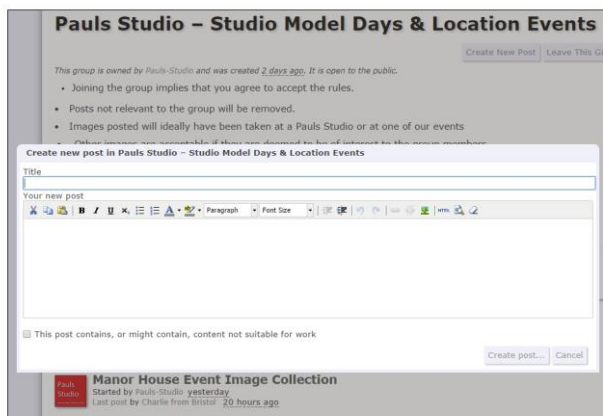
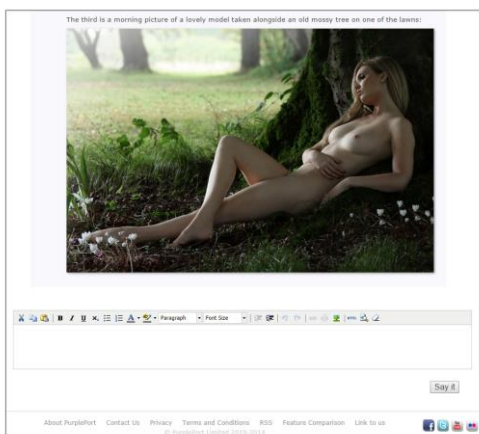


Right click on the image copy the image URL (this will vary according to the operating system you are using)

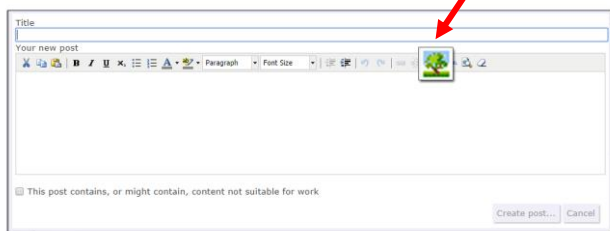
Once the URL has been copied to you clipboard navigate to Paul's Studio Group.



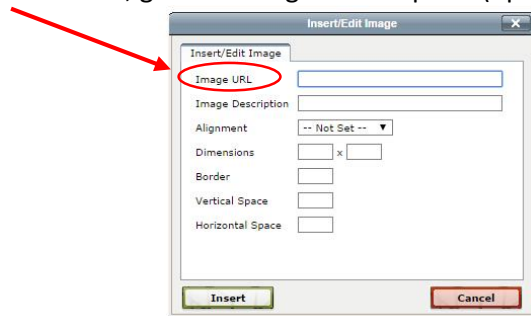
Then either open the thread you wish to post your image to or start a new thread.



On the top toolbar of the text input box (to the left) you will find a tree symbol, click once to open.



Paste the URL into the 'image URL' field, give the image a description (optional) then click 'insert'



Job done!